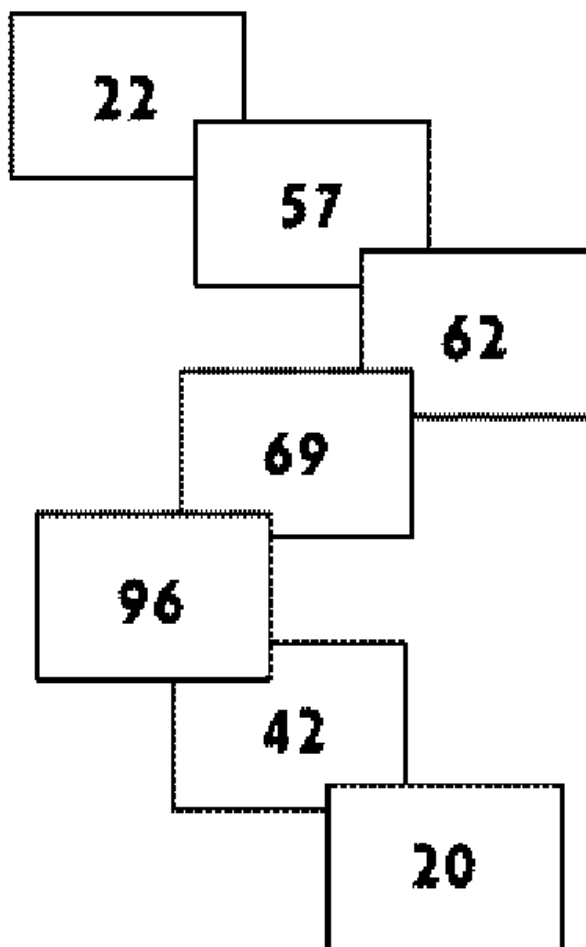



Escola: _____

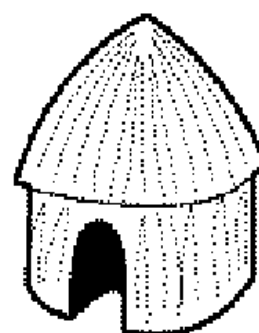
Data: _____ Turma: _____

Aluno: _____

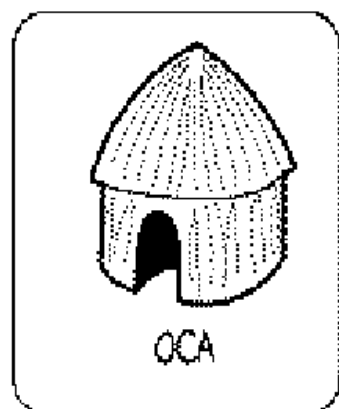
1) AJUDE O ÍNDIOZINHO RAONI A CHEGAR A SUA OCA PINTANDO OS RETÂNGULOS DE ACORDO COM A LEGENDA:



| | |
|----------|--------------------------------------|
| AZUL | SUCESSOR DE 56 |
| AMARELO | ANTECESSOR DE 97 |
| PRETO | ANTECESSOR DE 70 |
| LARANJA | ANTECESSOR DE 48 |
| VERMELHO | NÚMERO QUE TEM DÍGITOS ALGUMS IGUAIS |
| VERDE | DEZENAS EXATA |
| ROXO | SUCESSOR DE 68 |



2) QUAL FORMA GEOMÉTRICA É MAIS PARECIDA COM O DESENHO DA OCA?



TRIÂNGULO



RETÂNGULO




QUADRADO



CÍRCULO

Alegria de Aprender Matemática



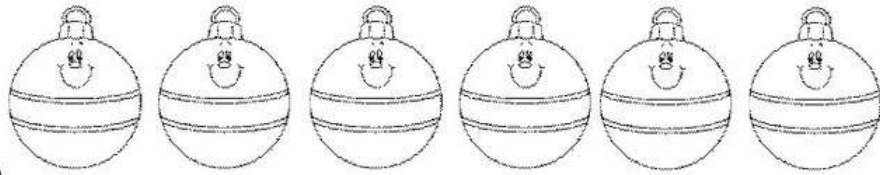
NOME _____

DATA ____ / ____ / ____.

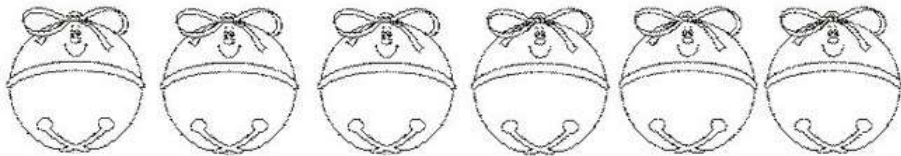
1. PINTE DE ACORDO COM A QUANTIDADE:



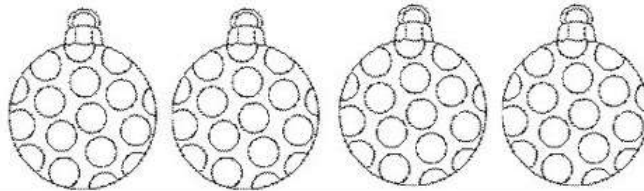
5



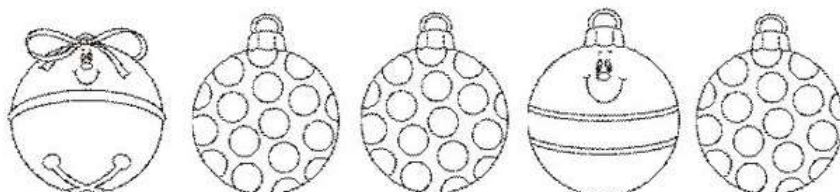
4



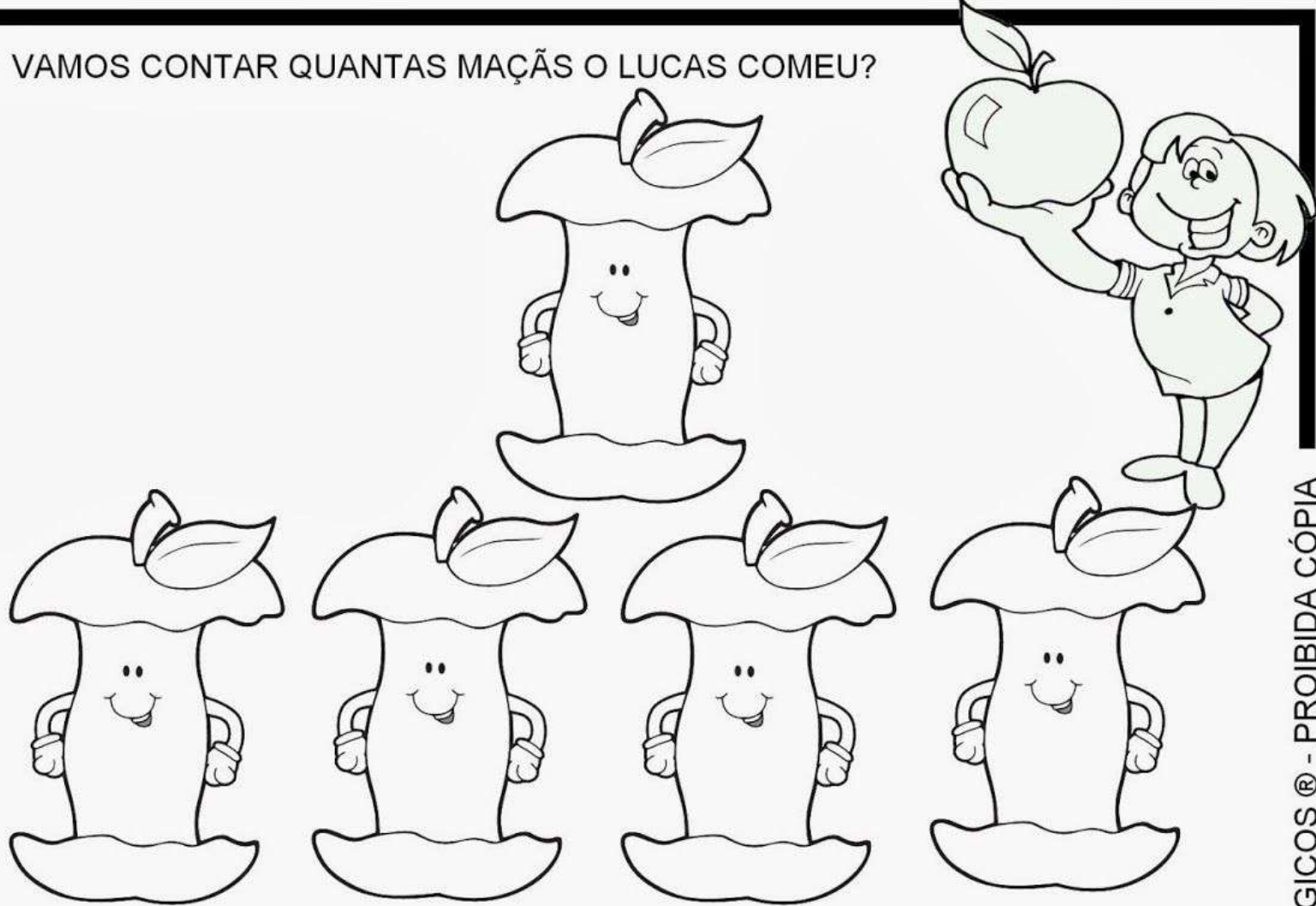
3



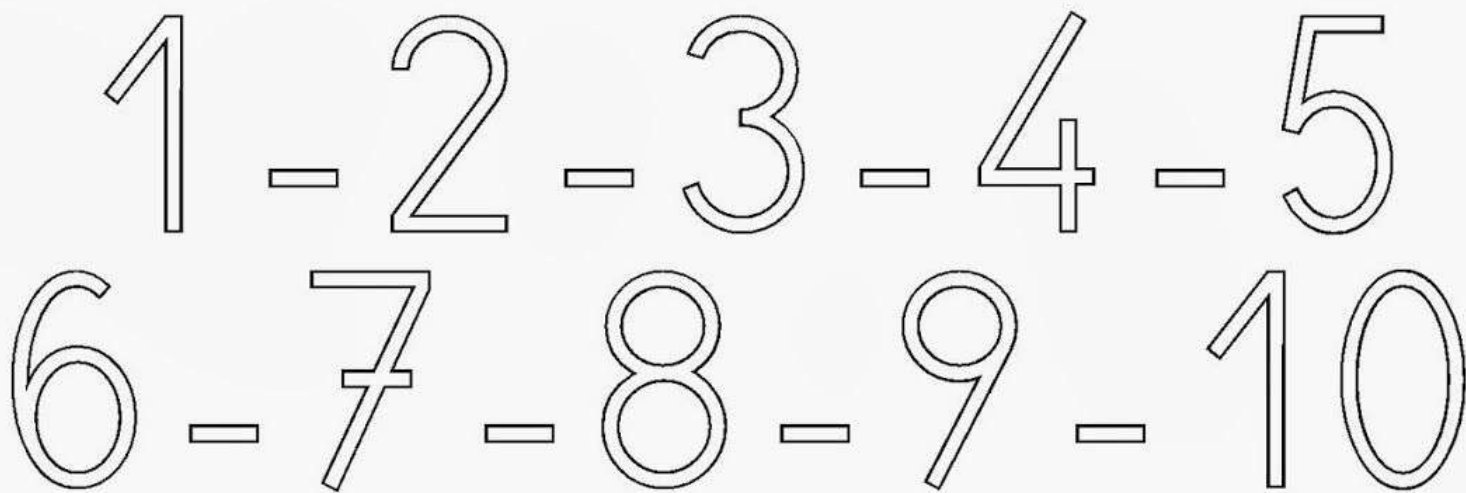
2




VAMOS CONTAR QUANTAS MAÇÃS O LUCAS COMEU?



PINTE O NÚMERO QUE CORRESPONDE AO QUANTIDADE DE MAÇÃS QUE O LUCAS COMEU:



OBSERVE O NÚMERO QUE PINTOU, ESCREVA DENTRO DA ESTRELA:






PARA CASA





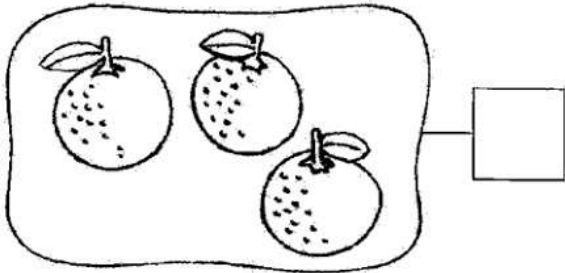
1- COMPLETE A SEQUÊNCIA DE ACORDO COM A LEGENDA.

△ VERMELHO

○ AZUL



2- CONTE E REGISTRE AS QUANTIDADES:




NOME _____

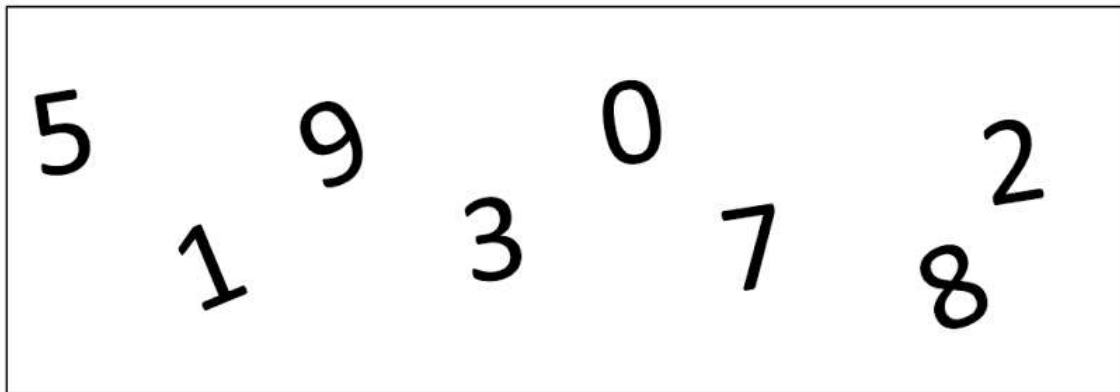
DATA ____/____/____.

ATIVIDADE


1- VAMOS TREINAR?



2- ENCONTRE O NUMERAL 0 .




3- PINTE O OSSOS.




Aluno (a) _____ Turma _____

Prof. _____ Data ___/___/___

Pinte o numeral que corresponde à quantidade de elementos de cada quadro.




6 5 4




8 7 9



3 6 2



8 5 6



ESCOLA _____

NOME _____

DATA ___ / ___ / ____.

1. OBSERVE A CENA E PINTE OS QUADRINHOS DE ACORDO COM A QUANTIDADE DE PERSONAGENS.
2. ESCREVA O NÚMERO NO QUADRO:




| | | | | |
|--|--|--|--|--|
| | | | | |
|--|--|--|--|--|

| |
|--|
| |
|--|



| | | | | |
|--|--|--|--|--|
| | | | | |
|--|--|--|--|--|

| |
|--|
| |
|--|



| | | | | |
|--|--|--|--|--|
| | | | | |
|--|--|--|--|--|

| |
|--|
| |
|--|

PARA CASA

NOME: _____ DATA: ____/____/____

 PARA CHEGAR À ESCOLA, VÍTOR PRECISA PASSAR PELA TRILHA DO ALFABETO. OBSERVE O DESENHO E ESCREVA A PRIMEIRA LETRA DE CADA PALAVRA.



SAÍDA



AVIÃO



BONÉ



CORUJA



DADO



JANELA



ILHA



HELICÓPTERO



GALO



FORMIGA



ESCADA



KAREN



LUA



MALA



NAVIO



OLHO



PETECA



LVA



TUCANO



SAPO



RÁDIO



QUEIJO



VENTILADOR



WALTER



XÍCARA



YURI



ZEBRA



CHEGADA

PASSATEMPO DA ADIÇÃO

Numere os fatos de acordo com os resultados:

$$\begin{array}{r} 1 \\ + 2 \\ \hline \end{array} 1$$

$$\begin{array}{r} 5 \\ + 2 \\ \hline \end{array} 2$$

$$\begin{array}{r} 4 \\ + 4 \\ \hline \end{array} 3$$

$$\begin{array}{r} 0 \\ + 1 \\ \hline \end{array} 4$$

$$\begin{array}{r} 3 \\ + 1 \\ \hline \end{array} 5$$

$$\begin{array}{r} 1 \\ + 1 \\ \hline \end{array} 6$$

$$\begin{array}{r} 2 \\ + 3 \\ \hline \end{array} 7$$

$$\begin{array}{r} 3 \\ + 3 \\ \hline \end{array} 8$$







$$\begin{array}{r} 8 \\ + 1 \\ \hline \end{array} 9$$

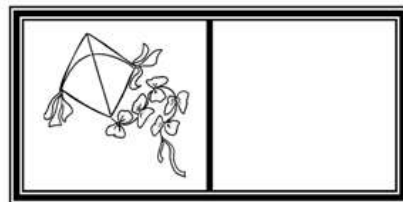
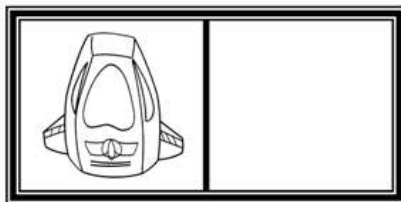



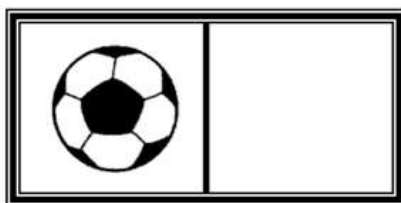
- três
- quatro
- cinco
- nove
- um
- dois
- seis
- sete
- oito



DESCOBRINDO O NUMERAL

VAMOS DESCOBRIR OS NUMERAIS QUE ESTARIAM NO LUGAR DOS DESENHOS E ESCREVER ABAIXO:

| | | | | |
|--|---|---|---|---|
| 1 | 2 | 3 |  | 5 |
| 6 | 7 | 8 | 9 |  |
| 11 | 12 |  | 14 | 15 |
|  | 17 | 18 | 19 | 20 |
| 21 |  | 23 | 24 | 25 |
| 26 | 27 | 28 |  | 30 |



NOME: _____

DATA: _____

www.mestredosaber.com.br

PINTE ONDE TEM 10 DESENHOS.

